

# **2015 COMMUNITY PROFILE**

## **TOWNSHIP OF SIOUX NARROWS-NESTOR FALLS**



**Township of Sioux Narrows-Nestor Falls**

**P.O. Box 417**

**Sioux Narrows, Ontario P0X 1N0**

**(807) 226-5241**

**[www.livethelakelife.ca](http://www.livethelakelife.ca)**

## Table of Contents

<b>1. Introduction.....</b>	<b>6</b>
1.1 Location.....	6
1.2 Municipal Boundary Distribution.....	7
<b>2. Demographics.....</b>	<b>8</b>
2.1 Population Size and Growth.....	8
2.2 Household Demographics .....	8
2.3 Age Profile .....	9
2.4 Language Characteristics .....	10
2.5 Knowledge of Official Languages .....	11
2.6 Mobility Characteristics .....	11
2.7 Income.....	13
2.8 Level of Education .....	15
<b>3. Labour Force and Working.....</b>	<b>16</b>
3.1 Labour Force Key Indicators.....	16
3.2 Labour Force by Occupation, 2006.....	16
3.3 Labour Force by Industry .....	20
<b>4. Transportation Facilities.....</b>	<b>21</b>
4.1 Highways.....	21
4.2 Airports.....	22
<b>5. Taxes and Utilities.....</b>	<b>24</b>
5.1 Local Property Tax Rates .....	24
5.2 Federal and Provincial Income Tax Rates.....	24
5.3 Electricity .....	26
5.4 Waste Management .....	30
5.5 Water and Sanitary Sewer .....	31

5.6 Communications Infrastructure .....	32
<b>6. Building and Development Related Fees .....</b>	<b>33</b>
6.1 Construction and Occupancy Permit Fees .....	33
<b>7. Business Support Programs and Services .....</b>	<b>36</b>
7.1 Government Services .....	36
7.2 Business Development Services .....	38
7.3 Chamber of Commerce and Business Associations .....	39
7.4 Post-Secondary Education, Employment and Training Services .....	40
7.5 Area Financial Institutions .....	42
7.6 Real Estate .....	43
7.7 Economic Development .....	43
7.8 Asset Inventory .....	44
<b>8. Quality of Life .....</b>	<b>45</b>
8.1 Health Care and Community Services .....	45
9.2 Education .....	48
8.3 Protective Services .....	49
8.4 Recreation and Tourism .....	51
8.5 Events .....	54
<b>9. Local Accommodations .....</b>	<b>56</b>

## List of Tables

Table 1: Sioux Narrows-Nestor Falls Municipal Boundary Distribution .....	7
Table 2: Population Size and Growth .....	8
Table 3: Households .....	8
Table 4: Age Distribution, 2011 .....	9
Table 5: Mother Tongue of Residents .....	10
Table 6: Knowledge of Official Languages, 2011 .....	11
Table 7: Sioux Narrows-Nestor Falls Mobility Rates, 2006.....	12
Table 8: Total Income Levels and Earnings, 2005 .....	13
Table 9: Median Income Levels, 2005 .....	14
Table 10: Education Attainment by Highest Certificate, Diploma or Degree, 2006.....	15
Table 11: Labour Force General Characteristics, 2006 .....	16
Table 12: Labour Force by Occupation - General, 2006 .....	17
Table 13: Labour Force by Occupation – Specific, 2006 .....	18
Table 14: Labour Force by Industry, 2006 .....	20
Table 15: Distances.....	21
Table 16: Local Property Tax Rates, 2014 .....	24
Table 17: Ontario’s Accelerated Capital Tax Elimination Plan .....	24
Table 18: Personal Income Tax, 2015 .....	25
Table 19: Sales Tax.....	25
Table 20: Residential Delivery Rates (as of January 2014).....	27
Table 21: Residential Seasonal Delivery Rates (as of January 2014) .....	27
Table 22: Small Business Electricity Rates (Less Than 50 kW) (As of January 2014) .....	28
Table 23: Small Business Electricity Rates (More than 50 kW) (As of January 2014) .....	29
Table 24: Permit Fees – Construction.....	33
Table 25: Permit Fees – Occupancy .....	35
Table 26: Community Food and Clothing Programs.....	46
Table 27: Tourism and Recreation Facilities .....	51
Table 28: Annual Events.....	54

## List of Figures

Figure 1: Sioux Narrows-Nestor Falls Location Map.....	7
Figure 2: Age Distribution Chart, 2011 Census.....	10
Figure 3: Labour Force by Occupation Chart, 2006 .....	17
Figure 4: Nestor Falls Airport.....	22

## **1. Introduction**

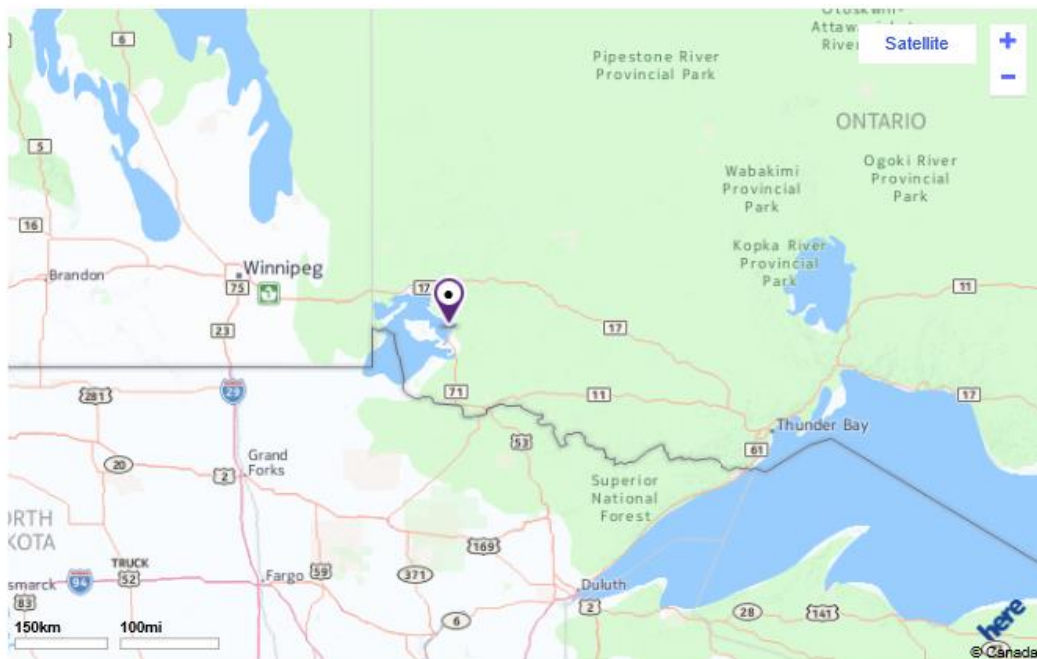
The Township of Sioux Narrows-Nestor Falls, located on the eastern shores of the infamous Lake of the Woods in Northwestern Ontario, is nestled amongst towering trees and picturesque wilderness. The area is blessed with natural beauty, encompassed by boundless bodies of water, red and white pines, poplar, cedar and oak trees, and a large variety of wildlife. Lake of the Woods is one of the world's largest inland, freshwater lakes with over 14,000 islands and 65,000 miles of shoreline. This and other lakes of the area offer countless summer and winter activities for locals, summer residents and tourists alike.

As a small municipality, approximately 1,000 residents in the winter months and more than 5,000 in the summer months, the Township of Sioux Narrows-Nestor Falls takes pride in its community spirit. The main industry is tourism and that is apparent in this full service community. There are over sixty customer service facilities offering a wide range of retail, hospitality, personal, financial, emergency and other services.

There truly is something for everyone, whether it's gorgeous lake views you seek, excellent fishing in any season, local food and shopping, or a variety of events sure to peak anyone's interest. Spend time on the lake with the watersport of your choice; take advantage of our groomed hiking paths in the summer and cross country skiing trails in the winter, visit the Northern Ontario Sportfishing Centre, play a round of golf or camp at one of our provincial parks. Experience Sioux Narrows-Nestor Falls for yourself and see why it is one of Canada's best kept secrets.

### **1.1 Location**

Sioux Narrows-Nestor Falls is a small municipality located in Northwestern Ontario on Highway 71, only an hour from two major city centres, Kenora and Fort Frances. The Township of Sioux Narrows-Nestor Falls offers privacy and solitude while still allowing easy access to larger urban areas.

**Figure 1: Sioux Narrows-Nestor Falls Location Map**

Source: Yahoo

## 1.2 Municipal Boundary Distribution

Table 1 indicates the municipal boundary distribution for the Township of Sioux Narrows-Nestor Falls.

**Table 1: Sioux Narrows-Nestor Falls Municipal Boundary Distribution**

Characteristic	Hectares
Total Hectares within the Municipality	156,385
Total Crown Land	109,750
Total Water	38,532
Total First Nation Land	4,884
Total Park Land	328
Total Patent Land	2,891
Land Area (square km)	1,222.43

Source: Township of Sioux Narrows-Nestor Falls

## 2. Demographics

### 2.1 Population Size and Growth

Table 2 indicates the latest population census numbers from Stats Canada and the population change since the previous census.

**Table 2: Population Size and Growth**

Characteristic	Sioux Narrows- Nestor Falls
Sioux Narrows-Nestor Falls Total Population (2011)	720
Sioux Narrows-Nestor Falls Total Population (2006)	672
2006-2011 Population Change (%)	7.1
Males (%)	50.7
Females (%)	49.3
Population Density Per Square Km (%)	0.6

Source: Statistics Canada

### 2.2 Household Demographics

The Township of Sioux Narrows-Nestor Falls has a large population of seasonal residents owning recreational households. Table 3 indicates the increase in number of residential and recreational households in the municipality from 2010 to 2015.

**Table 3: Households**

Characteristic	Sioux Narrows- Nestor Falls (2015)	Sioux Narrows- Nestor Falls (2010)
Number of Residential Households	368	349
Number of Recreational Households	923	865
Total Number of Households	1,291	1,214
Total Number of Properties		1,624
Average Annual Construction (Private Residential/Business Building Construction \$ Spent)		2,983,961

Source: Township of Sioux Narrows-Nestor Falls



## 2.3 Age Profile

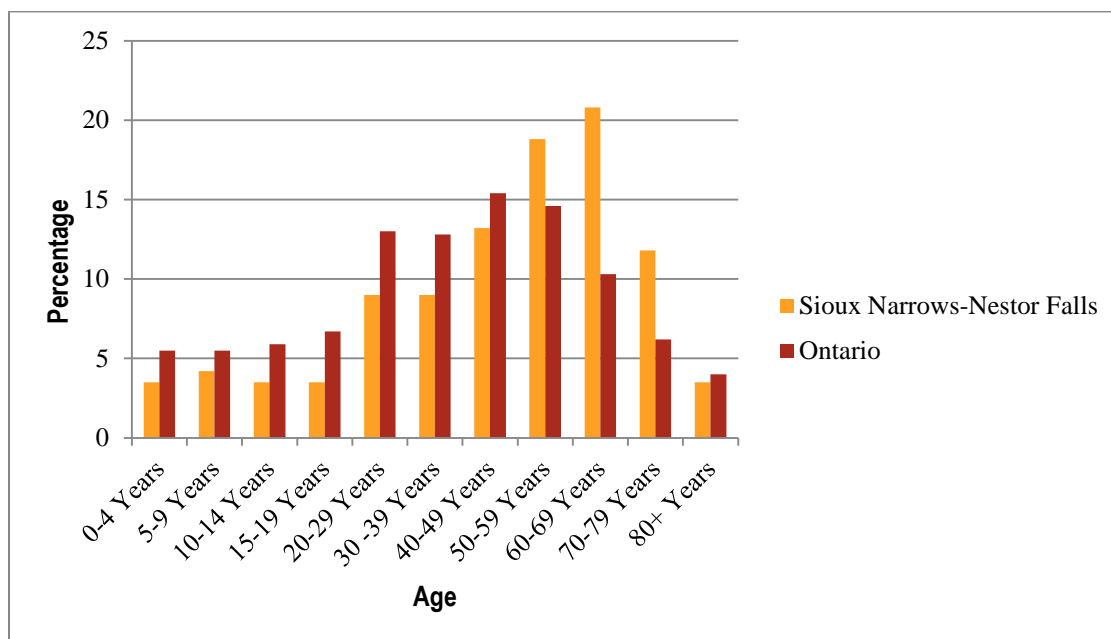
As Table 4 indicates, the Township of Sioux Narrows-Nestor Falls has an older population compared to the provincial average in Ontario, with a 12.3 year difference in median age. The median age for the Township of Sioux Narrows-Nestor Falls is 52.7 and the median age for the province of Ontario is 40.4, according to Stats Canada's 2011 Census.

**Table 4: Age Distribution, 2011**

Characteristic	Sioux Narrows-Nestor Falls	Sioux Narrows-Nestor Falls (%)	Ontario (%)
Total Population by Age Groups	720		12,851,820
0 to 4 years	25	3.5	5.5
5 to 9 years	30	4.2	5.5
10 to 14 years	25	3.5	5.9
15 to 19 years	25	3.5	6.7
20 to 29 years	65	9	13
30 to 39 years	65	9	12.8
40 to 49 years	95	13.2	15.4
50 to 59 years	135	18.8	14.6
60 to 69 years	150	20.8	10.3
70 to 79 years	85	11.8	6.2
80 years and over	25	3.5	4
Median Age of Population	52.7		40.4
% of the Population aged 15 and over		88.6	83.0

Source: Statistics Canada. 2012. Sioux Narrows-Nestor Falls, Ontario (Code 3560008) and Ontario (Code 35) (table). Census Profile. 2011 Census. Statistics Canada Catalogue no. 98-316-XWE. Ottawa. Released October 24, 2012.

<http://www12.statcan.gc.ca/census-recensement/2011/dp-pd/prof/index.cfm?Lang=E> (accessed November 14, 2014). Canadian Residents Only.

**Figure 2: Age Distribution Chart, 2011 Census**

## 2.4 Language Characteristics

Table 5 indicates that English is the mother tongue for almost all of the people in Sioux Narrows-Nestor Falls.

**Table 5: Mother Tongue of Residents**

Mother Tongue	Sioux Narrows-Nestor Falls (Number of People)	Sioux Narrows-Nestor Falls (%)
English	665	93
French	20	2.8
German	10	1.4
Dutch	5	0.7
Latvian	5	0.7
Ojibway	5	0.7
Ukrainian	5	0.7

Source: Statistics Canada. 2012. Sioux Narrows-Nestor Falls, Ontario (Code 3560008) and Ontario (Code 35) (table). Census Profile. 2011 Census.

## 2.5 Knowledge of Official Languages

Table 6 indicates that almost all the people in Sioux Narrows-Nestor Falls speak English only, and have a higher percentage of English only speakers than Ontario. Only 5.6% of people in Sioux Narrows-Nestor Falls speak both English and French, lower than the provincial percentage.

**Table 6: Knowledge of Official Languages, 2011**

Characteristic	Sioux Narrows-Nestor Falls Total	Sioux Narrows-Nestor Falls (%)	Ontario (%)
Total Population	720		
English Only	675	93.8	86.3
French Only	0	0	0.3
English and French	40	5.6	11
Neither English nor French	0	0	2.4

Source: Statistics Canada. 2012. Sioux Narrows-Nestor Falls, Ontario (Code 3560008) and Kenora, Ontario (Code 3560) (table). Census Profile. 2011 Census. Statistics Canada Catalogue no. 98-316-XWE. Ottawa. Released October 24, 2012.  
<http://www12.statcan.gc.ca/census-recensement/2011/dp-pd/prof/index.cfm?Lang=E>  
 (accessed December 3, 2014).

## 2.6 Mobility Characteristics

There has been a significant increase in non-movers over a four year span in the Township of Sioux Narrows-Nestor Falls, shown in Table 7. The table also indicates there is a higher percentage of non-movers in Sioux Narrows-Nestor Falls than in Ontario.

**Table 7: Sioux Narrows-Nestor Falls Mobility Rates, 2006**

Characteristic	Sioux Narrows-Nestor Falls	Sioux Narrows-Nestor Falls (%)	Ontario (%)
<b>Mobility Status - Place of Residence One Year Ago<sup>1</sup></b>			
Total Population 1 year and over	670		11,893,180
Non-Movers	645	96.3	86.6
Movers	25	3.7	13.4
Non-Migrants	15	2.2	8
Migrants	10	1.5	5.4
Internal Migrants	15	2.2	4.3
Intraprovincial Migrants	10	1.5	3.8
Interprovincial Migrants	10	1.5	0.5
External Migrants	0	0	1.1
<b>Mobility Status - Place of Residence Status 5 Years Ago<sup>2</sup></b>			
Total Population	640		11,354,360
Non-Movers	490	76.6	58.7
Movers	150	23.4	41.3
Non-Migrants	60	9.4	22.4
Migrants	95	14.8	18.9
Internal Migrants	80	12.5	14
Intraprovincial Migrants	40	6.3	12.3
Interprovincial Migrants	40	6.3	1.6
External Migrants	10	1.6	5

Source: Statistics Canada, 2006 Census of Population, Statistics Canada Catalogue no. 97-555-XCB2006057.

<sup>1</sup> Non-movers are persons who, on Census Day, were living at the same address as the one at which they resided one year earlier. Movers are persons who, on Census Day, were living at a different address from the one at which they resided one year earlier. Non-migrants are movers who, on Census Day, were living at a different address, but in the same census subdivision (CSD) as the one they lived in one year earlier. Migrants are movers who, on Census Day, were residing in a different CSD one year earlier (internal migrants) or who were living outside Canada one year earlier (external migrants). Intraprovincial migrants are movers who, on Census Day, were living in a different CSD from the one at which they resided one year earlier, in the same province. Interprovincial migrants are movers who, on Census Day, were living in a different CSD from the one at which they resided one year earlier, in a different province.

<sup>2</sup> Refers to the relationship between a person's usual place of residence on Census Day and his or her usual place of residence five years earlier.

## 2.7 Income

Tables 8 and 9 provide the latest income data for Sioux Narrows-Nestor Falls compared to the provincial standard.

**Table 8: Total Income<sup>1</sup> Levels and Earnings, 2005**

Characteristic (Before Tax)	Sioux Narrows-Nestor Falls	Sioux Narrows-Nestor Falls (%)	Ontario (%)
Total Population 15 years and over (by income 2005)	580		9,819,420
Without Income	40	6.9	4.9
With Income	545	93.9	95.1
Under \$1,000	10	1.7	4.1
\$1,000 to \$2,999	20	3.4	3.4
\$3,000 to \$4,999	10	1.7	3.2
\$5,000 to \$6,999	15	2.6	3.4
\$7,000 to \$9,999	25	4.3	5.5
\$10,000 to \$11,999	30	5.2	3.9
\$12,000 to \$14,999	40	6.9	5.7
\$15,000 to \$19,999	60	10.3	8.5
\$20,000 to \$24,999	60	10.3	6.9
\$25,000 to \$29,999	35	6	6.2
\$30,000 to \$34,999	50	8.6	6.3
\$35,000 to \$39,999	45	7.6	5.7
\$40,000 to \$44,999	30	5.2	4.9
\$45,000 to \$49,999	40	6.9	4.2
\$50,000 to \$59,999	25	4.3	6.6
\$60,000 and over	45	7.6	16.5
Median Income	\$25,815		\$27,258
Average Income	\$30,319		\$38,099
Standard Error of Average Income	\$704		\$56

Source: Statistics Canada, 2006 Census of Population, Statistics Canada Catalogue no. 94-581-XCB2006001.

<sup>1</sup>Total income' refers to the total money income received from wages and salaries, income from government sources, pensions, etc. during calendar year 2005 by persons 15 years of age and over.

**Table 9: Median Income Levels, 2005**

Characteristic	Sioux Narrows- Nestor Falls	Ontario
Median Income in 2005 – All census families <sup>1</sup>	\$57,431	\$69,156
Median Income in 2005 – Married-Couple families	\$59,814	\$77,243
Median Income in 2005 – Common-law-couple families	\$47,746	\$66,525
Median Income in 2005 – Lone-parent families	No data	\$38,448
Median After-Tax income in 2005 – All census families	\$49,851	\$59,377

Source: Statistics Canada. 2007. *Sioux Narrows - Nestor Falls, Ontario (Code3560008)* (table). *2006 Community Profiles*. 2006 Census. Statistics Canada Catalogue no. 92-591-XWE. Ottawa. Released March 13, 2007.

<http://www12.statcan.ca/census-recensement/2006/dp-pd/prof/92-591/index.cfm?Lang=E>  
(accessed December 2, 2014).

<sup>1</sup> The total income of a census family is the sum of the total incomes of all members of that family. Total income refers to the total money income received from the all sources during calendar year 2005 by persons 15 years of age and over.

## 2.8 Level of Education

Table 10 indicates that Sioux Narrows-Nestor Falls has a higher percentage of people with an apprenticeship or trades certificate or diploma compared to the provincial average. Conversely, Sioux Narrows-Nestor Falls has a lower percentage of people with a University certificate, diploma or degree than the average in Ontario.

**Table 10: Education Attainment by Highest Certificate, Diploma or Degree, 2006**

Characteristic	Sioux Narrows-Nestor Falls	Sioux Narrows-Nestor Falls (%)	Ontario (%)
Total Population 25 to 64 years	405		6,638,330
No certificate, diploma or degree	65	16.1	13.6
High school certificate or equivalent	145	35.8	25
Apprenticeship or trades certificate or diploma	55	13.6	8.8
College, CEGEP or other non-university certificate or diploma	85	21	22
University certificate or diploma below the bachelor level	10	2.5	4.7
University certificate, diploma or degree	50	12.4	30.7
Bachelor's degree	35	8.6	15.9
Master's degree	10	9.5	5.3

Source: Statistics Canada. 2007. *Sioux Narrows - Nestor Falls, Ontario (Code3560008)* (table). *2006 Community Profiles*. 2006 Census. Statistics Canada Catalogue no. 92-591-XWE. Ottawa. Released March 13, 2007.  
<http://www12.statcan.ca/census-recensement/2006/dp-pd/prof/92-591/index.cfm?Lang=E>  
 (accessed December 2, 2014).

### 3. Labour Force and Working

There are four major employers and numerous small businesses in the Township of Sioux Narrows-Nestor Falls. Job Resources and postings in our community are available through Employment and Social Development Canada (ESDC). Postings are also available locally. The central location of Sioux Narrows-Nestor Falls to two neighbouring larger centres, Kenora and Fort Frances, makes the township a prime bedroom community. The commute, peaceful and scenic, is shorter than what many workers encounter in major urban centres.

#### 3.1 Labour Force Key Indicators

Sioux Narrows-Nestor Falls is home to a 420 strong labour force. As illustrated in Table 11, the participation rate and employment rate percentages are greater in Sioux Narrows-Nestor Falls compared to the provincial average. However, the unemployment rate is higher in Sioux Narrows-Nestor Falls than in Ontario.

**Table 11: Labour Force General Characteristics, 2006**

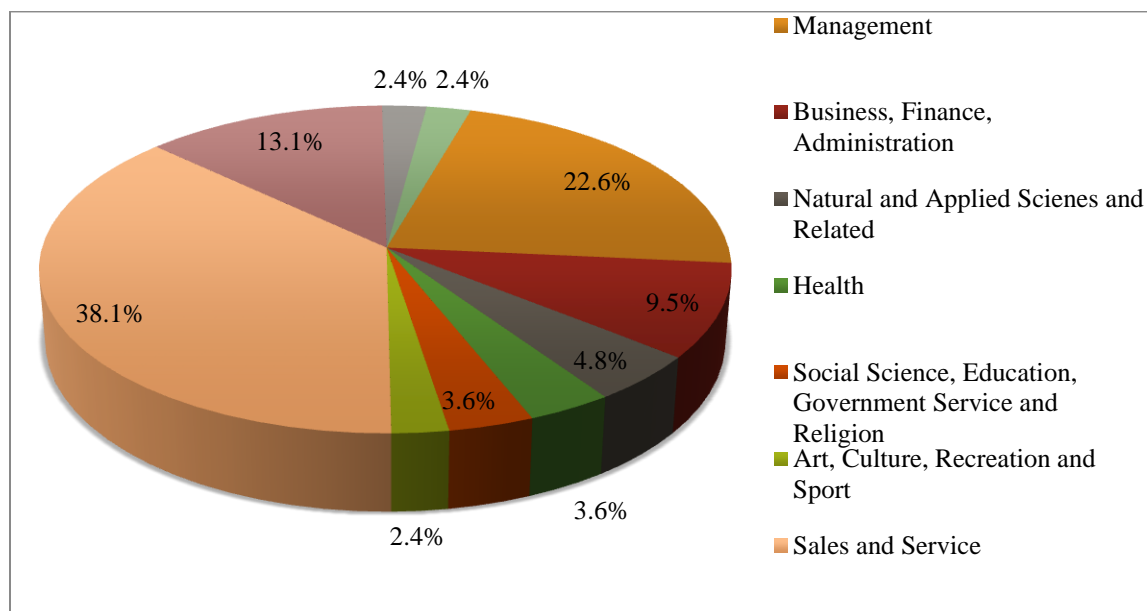
Characteristic	Sioux Narrows- Nestor Falls	Ontario
Total Population, aged 15 years and older	585	9,819,420
In the labour force	420	6,587,575
Employed	380	6,164,245
Unemployed	40	423,335
Not in the labour force	165	3,231,840
Participation Rate (%)	71.8	67.1
Employment Rate (%)	65.0	62.8
Unemployment Rate (%)	9.5	6.4

Source: Statistics Canada, 2006 Census of Population, Statistics Canada Catalogue no. 94-581-XCB2006001.

#### 3.2 Labour Force by Occupation, 2006

Figure 3, Table 12 and Table 13 illustrate the labour force in Sioux Narrows-Nestor Falls by occupation. The largest occupational groups in the area are management with 38.1% of the labour force and sales and service with 22.6%. Both have a much higher percentage in Sioux Narrows-Nestor Falls than the provincial average.



**Figure 3: Labour Force by Occupation Chart, 2006**

**Table 12: Labour Force by Occupation - General, 2006**

Characteristic	Sioux Narrows-Nestor Falls	Sioux Narrows-Nestor Falls (%)	Ontario (%)
Total Experienced Labour Force 15 Years and Over	420		6,473,735
A Management Occupations	95	22.6	10.3
B Business, Finance, Administration Occupations	40	9.5	18.6
C Natural and Applied Sciences and Related Occupations	20	4.8	6.9
D Health Occupations	15	3.6	5.3
E Occupations in Social Science, Education, Government Service and Religion	15	3.6	8.4
F Occupations in Art, Culture, Recreation and Sport	10	2.4	3.1
G Sales and Service Occupations	160	38.1	23.5
H Trades, Transport and Equipment Operators and Related Occupations	55	13.1	14.1
I Occupations Unique to Primary Industry	10	2.4	2.6
J Occupations Unique to Processing, Manufacturing, and Utilities	10	2.4	7.2

**Table 13: Labour Force by Occupation – Specific, 2006**

Characteristic	Sioux Narrows-Nestor Falls	Sioux Narrows-Nestor Falls (%)
Total labour force 15 years and over (by occupation)	420	
Occupation – Not applicable	0	0
All Occupations	420	100
<b>A Management Occupations</b>	95	22.6
A0 Senior management occupations	0	0
A1 Specialist managers	0	0
A2 Managers in retail trade, food and accommodation services	65	15.5
A3 Other managers, n.e.c.	25	6
<b>B Business, Finance, and Administration Occupations</b>	40	9.6
B0 Professional occupations in business and finance	0	0
B1 Finance and insurance administration occupations	0	0
B2 Secretaries	10	2.4
B3 Administrative and regulatory occupations	10	2.4
B4 Clerical supervisors	10	2.4
B5 Clerical occupations	10	2.4
<b>C Natural and Applied Sciences and Related Occupations</b>	15	3.6
C0 Professional Occupations in natural and applied sciences	0	0
C1 Technical occupations related to natural and applied sciences	10	2.4
<b>D Health Occupations</b>	15	3.6
D0 Professional occupations in health	0	0
D1 Nurse supervisors and registered nurses	0	0
D2 Technical and related occupations in health	10	2.4
D3 Assisting occupations in support of health services	0	0
<b>E Occupations in Social Science, Education, Government Service and Religion</b>	15	3.6
E0 Judges, lawyers, psychologist, social workers, ministers of religion, and policy and program officers	10	2.4
E1 Teachers and professors	15	3.6
E2 Paralegals, social services workers and occupations in education and religion, n.e.c.	0	0

<b>F Occupations in Art, Culture, Recreation and Sport</b>	10	2.4
F0 Professional occupations in art and culture	10	2.4
F1 Technical occupations in art, culture, recreation and sport	10	2.4
<b>G Sales and Service Occupations</b>	160	38.1
G0 Sales and Service Supervisors	0	0
G1 Wholesale, technical, insurance, real estate sales specialists, and retail, wholesale and grain buyers	10	2.4
G2 Retail salespersons and sales clerks	35	8.3
G3 Cashiers	0	0
G4 Chefs and cooks	15	3.6
G5 Occupations in food and beverage service	20	4.8
G6 Occupations in protective services	0	0
G7 Occupations in travel and accommodations, including attendants in recreations and sport	50	11.9
G8 Child care and home support workers	10	2.4
G9 Sales and service occupations, n.e.c.	35	8.3
<b>H Trades, Transport and Equipment Operators, and Related Occupations</b>	55	13.1
H0 Contractors and supervisors in trade and transportation	0	0
H1 Construction trades	15	3.6
H2 Stationary engineers, power station operators and electrical trades and telecommunications occupations	0	0
H3 Machinists, metal forming, shaping and erecting occupations	0	0
H4 Mechanics	10	2.4
H5 Other trades, n.e.c.	0	0
H6 Heavy equipment and crane operators, including drillers	10	2.4
H7 Transportation equipment operators and related workers, excluding labourers	10	2.4
H8 Trades helper, construction and transportation labourers and related occupations	15	3.6
<b>I Occupations Unique to Primary Industry</b>	15	3.6
I0 Occupations unique to agriculture, excluding labourers	0	0
I1 Occupations unique to forestry operations, mining,	0	0

oil and gas extraction and fishing, excluding labourers		
I2 Primary production labourers	10	2.4
<b>J Occupations Unique to Processing, Manufacturing and Utilities</b>	10	2.4
J0 Supervisors in manufacturing	0	0
J1 Machine operators in manufacturing	0	0
J2 Assemblers in manufacturing	0	0
J3 Labourers in processing, manufacturing and utilities	0	0

Source: Statistics Canada

### 3.3 Labour Force by Industry

Table 14 indicates that the largest percentage of the experienced labour force in Sioux Narrows-Nestor Falls is employed in services other than the main industries, as indicated by Stats Canada. Tourism, service, home building, home maintenance, forestry and mining are the main industries in Sioux Narrows-Nestor Falls. The second and third highest percentages of the labour force are in retail and business services, respectively. The percentages in the agriculture, construction, retail trades and other services are higher in Sioux Narrows-Nestor Falls than the provincial average.

**Table 14: Labour Force by Industry, 2006**

Industry	Sioux Narrows-Nestor Falls	Sioux Narrows-Nestor Falls (%)	Ontario (%)
Total Experienced Labour Force 15 Years and Over	420		6,473,730
Agriculture and Other Resource-Based Industries	15	3.6	2.9
Construction	30	7.4	5.9
Manufacturing	10	2.4	13.9
Wholesale Trade	0	0	4.7
Retail Trade	55	13.1	11.1
Finance and Real Estate	10	2.4	6.8
Healthcare and Social Services	25	5.9	9.4
Educational Services	15	3.6	6.7
Business Services	35	8.3	19.7
Other Services	220	52.4	18.7

Source: Statistics Canada

## 4. Transportation Facilities

### 4.1 Highways

Arterial highways serving the region:

The Township of Sioux Narrows-Nestor Falls is located in the middle of Highway 71, which runs north-south. Highway 71 connects with The TransCanada Highway 17, which run east-west, in the north and links to Kenora, ON and Winnipeg, MB to the west and Dryden, ON to the east. In the south, Highway 71 connects with Highway 11, which runs east-west. Highway 11 links to Rainy River, ON and the Baudette, MN US border in the east and Fort Frances, ON, the International Falls, MN US Border and also Thunder Bay, ON in the west.

**Table 15: Distances**

Characteristic	Kilometers	Miles
Municipal Boundary - North to South	100	62
Sioux Narrows to Nestor Falls	50	31
<b>Distances from Sioux Narrows</b>		
Kenora, ON	76	47
Winnipeg, MB	290	180
Fort Frances, ON	139	86
Fort Frances, ON/International Falls, MN Border Crossing	140	87
Rainy River, ON/Baudette, MN Border Crossing	150	93
Thunder Bay, ON	486	302
Duluth, MN	400	249
Minneapolis, MN	612	380
<b>Distances from Nestor Falls</b>		
Kenora, ON	126	78
Winnipeg, MB	340	211
Fort Frances, ON	89	55
Fort Frances, ON/International Falls, MN Border Crossing	90	56
Rainy River, ON/Baudette, MN Border Crossing	100	62
Thunder Bay, ON	436	271
Duluth, MN	350	218
Minneapolis, MN	562	349

## 4.2 Airports

The Township of Sioux Narrows-Nestor Falls operates a new and improved airport/landing strip in Nestor Falls.

**Figure 4: Nestor Falls Airport**



Fees for the Nestor Falls Airstrip are as follows:

(Note: Fees are applicable to both Domestic and International flights of origin)

Landing Fees: Minimum \$10.00 per aircraft up to 3,000 kg and \$5.00 per 1,000 kg over 3,000 kg thereafter, plus HST.

Parking Fees: \$10.00 per day, plus HST. Parking is unsupervised.

Seasonal Landing/Parking Fee (one time per season): \$300.00, plus HST. Parking is unsupervised.

For more information, contact the Township of Sioux Narrows-Nestor Falls Office at 807-226-5241.

### **Nearest International Airports**

Falls International Airport

3214 2<sup>nd</sup> Avenue East

International Falls, Minnesota

56649

Phone: (218) 283-4461

Web: [www.internationalfallsairport.com](http://www.internationalfallsairport.com)

Winnipeg James Armstrong Richardson International Airport

249 – 2000 Wellington Avenue

Winnipeg, Manitoba

R3H 1C2

Phone: (204) 987-9400

Web: [www.waa.ca](http://www.waa.ca)

Thunder Bay International Airport

340-100 Princess Street

Thunder Bay, Ontario

P7E 6S2

Phone: (807) 473-2600

Fax: (807) 475-9627

Web: [www.tbairport.on.ca](http://www.tbairport.on.ca)

## 5. Taxes and Utilities

### 5.1 Local Property Tax Rates

**Table 16: Local Property Tax Rates, 2014**

Property Class	Sioux Narrows-Nestor Falls Tax Rates (%)	Education Tax Rates <sup>1</sup> (%)	Total Tax Rates (%)
Residential	0.00619408	0.00203000	0.00822408
Residential – PIL	0.00619408	0.00203000	0.00822408
Commercial	0.00733627	0.01126866	0.01860493
Commercial Vacant Land	0.00513539	0.00788806	0.01302345
Commercial PIL	0.00733627	0.01126866	0.01860493
Commercial Vacant Land – PIL	0.00513539	0.00788806	0.01302345
Industrial – PIL	0.00734123	0.00853535	0.01587658

Source: Township of Sioux Narrows-Nestor Falls

### 5.2 Federal and Provincial Income Tax Rates

**Table 17: Ontario's Accelerated Capital Tax Elimination Plan**

Date	Deduction (\$M)	Rates (Per Cent)				
		Non-Financial Institutions		Financial Institutions		
				First \$400 M of Taxable Capital	Taxable Capital Above \$400 M	
		M&P and Resources <sup>2</sup>	Other Corporations		Non-Deposit Taking	Deposit Taking
2004	5	0.3	0.3	0.6	0.72	0.9
Jan. 1, 2007	12.5	Eliminated	0.225	0.45	0.54	0.675
Jan. 1, 2008	15		0.225	0.45	0.54	0.675
Jan. 1, 2010	15		0.15	0.3	0.36	0.45
July 1, 2010	Legislated Accelerated Elimination Date					

Source: <http://www.fin.gov.on.ca/en/budget/ontariobudgets/2009/chpt3.html>

<sup>1</sup> The Education Tax Rate is set by the Province of Ontario.

<sup>2</sup> Primarily engaged in manufacturing and processing, mining, logging, farming or fishing activities in Ontario.



**Table 18: Personal Income Tax, 2015**

Taxable Income (\$ CDN)	2015 Marginal Tax Rates			
	Marginal Rate	Capital Gains	Canadian Dividends	
			Eligible Dividends	Non-Eligible Dividends
First \$40,922	20.05%	10.03%	-6.86%	5.35%
Over \$40,922 up to \$44,701	24.15%	12.08%	-1.20%	10.19%
Over \$44,701 up to \$72,064	31.15%	15.58%	8.46%	18.45%
Over \$72,064 up to \$81,847	32.98%	16.49%	10.99%	20.61%
Over \$81,847 up to \$84,902	35.39%	17.70%	14.31%	23.45%
Over \$84,902 up to \$89,401	39.41%	19.70%	19.86%	28.19%
Over \$89,401 up to \$138,586	43.41%	21.70%	25.38%	32.91%
Over \$138,586 up to \$150,000	46.41%	23.20%	29.52%	36.45%
Over \$150,000 up to \$220,000	47.97%	23.98%	31.67%	38.29%
Over \$220,000	49.53%	24.76%	33.82%	40.13%

Source: <http://www.taxtips.ca>**Table 19: Sales Tax**

Sales Tax	Effective July 1, 2010
HST (Harmonized Sales Tax)	13%

Source: <http://www.cra-arc.gc.ca/tx/bsnss/tpcs/gst-tps/rts-eng.html>

### 5.3 Electricity

Service Provider: Hydro One

Contact Information: 1-888-664-9376

Website: [www.hydroone.com](http://www.hydroone.com)

Email: [CustomerCommunications@HydroOne.com](mailto:CustomerCommunications@HydroOne.com)

For all wiring, with or without hydro, contact the Electrical Safety Authority: 1-877-372-7233.

For new electrical service to a property, contact Hydro One.

Hydro One Rate Classes:

Residential – Urban High Density, Medium Density, Low Density

Seasonal Residential

Urban General Service Energy Billed (less than 50 kW)

General Service Energy Billed (less than 50 kW)

Urban General Service Demand Billed (50 kW and above)

General Service Demand Billed (50 kW and above)

**Table 20: Residential Delivery Rates (as of January 2014)**

<b>Delivery Rates</b>	<b>Urban High Density<sup>1</sup></b>	<b>Medium Density<sup>2</sup></b>	<b>Low Density<sup>3</sup></b>
Distribution service charge (\$/month)	\$16.64	\$24.07	\$33.03 (includes \$28.50 RRRP <sup>4</sup> credit)
Distribution volume charge (metered usage - ¢/kWh)	2.618¢	3.497¢	3.932¢
Transmission connection charge (adjusted usage - ¢/kWh)	0.489¢	0.499¢	0.470¢
Transmission network charge (adjusted usage - ¢/kWh)	0.707¢	0.719¢	0.702¢
Smart metering entity charge (\$/month)	\$0.79	\$0.79	\$0.79
Line loss adjustment (\$/billing period)	(adjusted use in kWh X RPP <sup>5</sup> Prices) – (metered use in kWh X RPP prices)	(adjusted use in kWh X RPP Prices) – (metered use in kWh X RPP prices)	(adjusted use in kWh X RPP Prices) – (metered use in kWh X RPP prices)

Source: <http://www.hydroone.com/RegulatoryAffairs/RatesPrices/Pages/ResidentialDeliveryRates.aspx>

**Table 21: Residential Seasonal Delivery Rates (as of January 2014)**

<b>Delivery Rates</b>	<b>Residential – Seasonal</b>
Distribution service charge (\$/month)	\$23.63
Distribution volume charge (metered usage - ¢/kWh)	8.609¢
Transmission connection charge (adjusted usage - ¢/kWh)	0.460¢
Transmission network charge (adjusted usage - ¢/kWh)	0.663¢
Smart metering entity charge (\$/month)	\$0.79
Line loss adjustment (\$/billing period)	(adjusted use in kWh X RPP Prices) – (metered use in kWh X RPP prices)

Source: <http://www.hydroone.com/RegulatoryAffairs/RatesPrices/Pages/SeasonalDeliveryRates.aspx>

<sup>1</sup> Contains 3,000 or more customers, with at least 60 customers for every kilometer of power line used to supply energy to the zone.

<sup>2</sup> Contains 100 or more customers, with at least 15 customers for every kilometer of power line used to supply energy to the zone.

<sup>3</sup> The remaining area not covered by Urban or Medium Density areas.

<sup>4</sup> Rural or Remote Rate Protection credit.

<sup>5</sup> Regulated Price Plan

**Table 22: Small Business Electricity Rates (Less Than 50 kW) (As of January 2014)**

<b>General Service Energy-Billed (Less Than 50 kW Demand)</b>	<b>General Service – Urban Energy<sup>1</sup></b>	<b>General Service – Energy<sup>2</sup></b>
<b>1. Electricity – up to 250,000 kWh/year:</b>		
<b>Time-of-use Prices (as of Nov. 1, 2014)</b>		
Off-Peak	7.7¢	7.7¢
Mid-Peak	11.4¢	11.4¢
On-Peak	14.0¢	14.0¢
<b>RPP Tiered Prices (as of Nov. 1, 2014)</b>		
- First 750 kWh per month (adjusted usage - ¢/kWh)	8.8¢	8.8¢
- Additional kWh (adjusted usage - ¢/kWh)	10.3¢	10.3¢
<b>2. Delivery: (as of January 1, 2014)</b>		
- Distribution service charge (\$/month)	\$14.12	\$40.18
- Distribution volume charge (metered usage - ¢/kWh)	1.658¢	4.140¢
- Transmission network charge (adjusted usage - ¢/kWh)	0.544¢	0.527¢
- Transmission connection charge (adjusted usage - ¢/kWh)	0.358¢	0.350¢
- Smart meter entity charge (\$/month)	\$0.79	\$0.79
- Line loss adjustment	(adjusted use in kWh X RPP Prices) – (metered use in kWh X RPP prices)	(adjusted use in kWh X RPP Prices) – (metered use in kWh X RPP prices)
<b>3. Regulatory Charges</b>		
- Standard supply service administration charge (\$/month)	\$0.25	\$0.25
- Rural rate protection charge (adjusted usage - ¢/kWh)	0.13¢	0.13¢
- Wholesale market service rate (adjusted usage - ¢/kWh)	0.44¢	0.44¢
- Debt retirement charge (metered usage - ¢/kWh)	0.70¢	0.70¢

Source: <http://www.hydroone.com/RegulatoryAffairs/RatesPrices/Pages/SmallBusinessDeliveryRates.aspx>

<sup>1</sup> Applicable to Farm Three Phase customers, Farm Single Phase energy-billed customers, and Industrial Commercial customers located in an Urban Density Zone. Urban Density Zone is defined as areas containing 3,000 or more customers with a line density of at least 60 customers per kilometre.

<sup>2</sup> Applicable to Farm Three Phase customers, Farm Single Phase energy-billed customers, and Industrial Commercial Single Phase customers and Industrial Commercial Three Phase customers not located in an Urban Density Zone.

**Table 23: Small Business Electricity Rates (More than 50 kW) (As of January 2014)**

<b>General Service Demand Billed (50 kW and Above)</b>	<b>General Service – Urban Demand<sup>1</sup></b>	<b>General Service – Demand<sup>2</sup></b>
<b>1. Electricity – up to 250,000 kWh/year:</b>		
<b>Time-of-use Prices (as of Nov. 1, 2014)</b>		
Off-Peak	7.7¢	7.7¢
Mid-Peak	11.4¢	11.4¢
On-Peak	14.0¢	14.0¢
<b>RPP Tiered Prices (as of Nov. 1, 2014)</b>		
- First 750 kWh per month (¢/kWh)	8.8¢	8.8¢
- Additional kWh (¢/kWh)	10.3¢	10.3¢
<b>1. Electricity – over 250,000 kWh/year with a conventional meter (¢/kWh):</b>	Weighted average spot market price or retailer contract	Weighted average spot market price or retailer contract
<b>1. Electricity – over 250,000 kWh/year with an interval meter (¢/kWh):</b>	Spot market price or retailer contract	Spot market price or retailer contract
<b>2. Delivery:</b>		
- Distribution service charge (\$/month)	\$32.63	\$56.19
- Distribution volume charge (billed demand - \$/kW)	\$6.897	\$11.593
- Transmission network charge (billed demand - \$/kW)	\$1.89	\$1.81
- Transmission connection charge (billed demand - \$/kW)	\$1.24	\$1.18
<b>3. Regulatory Charges</b>		
- Standard supply service administration charge (\$/month)	\$0.25	\$0.25
- Rural rate protection charge (adjusted usage - ¢/kWh)	0.13¢	0.13¢
- Wholesale market service rate (adjusted usage - ¢/kWh)	0.44¢	0.44¢
<b>4. Debt retirement charge (metered usage - ¢/kWh)</b>	<b>0.70¢</b>	<b>0.70¢</b>

Source: <http://www.hydroone.com/RegulatoryAffairs/RatesPrices/Pages/SmallBusinessDeliveryRates.aspx>

<sup>1</sup> Applicable to Farm Three Phase customers, Farm Single Phase demand-billed customers, and Industrial Commercial customers located in an Urban Density Zone. Urban Density Zone is defined as areas containing 3,000 or more customers with a line density of at least 60 customers per kilometre.

<sup>2</sup> Applicable to Farm Three Phase customers, Farm Single Phase demand-billed customers, Industrial Commercial Single Phase customers, and Industrial Commercial Three Phase customers not located in an Urban Density Zone.

## 5.4 Waste Management

### Landfill Sites

The Township of Sioux Narrows-Nestor Falls operates and supervises two landfill sites, one in Sioux Narrows and one in Nestor Falls. Both are located along Highway 71. No fees.

Summer Hours: (Effective June 1 to September 30)

Nestor Falls Landfill Site

Open 7 days a week; 1:00 pm to 5:00 pm

Closed Civic/Statutory Holidays

Sioux Narrows Landfill Site

Open 7 days a week; 8:00 am to 12:00 pm Noon

Closed Civic/Statutory Holidays

Winter Hours: (Effective October 1)

Nestor Falls Landfill Site

Open Tuesday, Thursday, Saturday; 1:00 pm to 4:00 pm

Sioux Narrows Landfill Site

Open Tuesday, Thursday, Saturday; 9:00 am to 12:00 pm Noon

### Recycling Program

Recyclable materials are accepted in collection containers at both municipal landfill sites. Please adhere to signage. The Municipal Council is committed to the recycling program and promoting its importance and benefits. Bags, therefore, are available for free at the Township Office.

**Acceptable Recyclables Include:** Newspaper, Magazines, Office Paper, Soft Cover Books, Cardboard (must be flattened), Pop Cans (uncrushed), Steel Cans (clean and uncrushed), Plastics #1 and #2 (lids removed)

**Not Accepted:** Garbage, Wet Paper, Styrofoam, Box Board, Plastics 3, 6, Unnumbered Plastics, Juice boxes, Milk Cartons (Paper/Wax), Glass, Christmas Wrap, Hard Cover Books, Shopping Bags, Containers with Hazardous Waste (e.g. motor oil, waxed soap/detergent or produce boxes), Bike, Ballasts, Paint Cans, Appliances, Propane Tanks

**Electronic waste** is accepted at the municipal landfill sites. Please ask the attendants for directions where to place your items. Please ensure that you delete any data, if possible, from any electronic item(s) containing data storage. This program will divert waste and contribute to the longevity of our sites. Please recycle your electronic waste.

**Acceptable Electronic Items:** Computer Monitors, Desktop Computers, Portable Computers, Computer Peripherals, Printing, Coping & Multifunction Devices, Telephone & Telephone Answering Machines, Cellular Devices, Home Theatre in a box, Aftermarket Vehicle Electronics, Video Players & Projectors, Video Recorders & Cameras

**Electronic Items Not Accepted:** Microwaves, Air Conditioners or Smoke Detectors not accepted.

## 5.5 Water and Sanitary Sewer

The Township does not provide public water and sewer systems. Residents have private well or lake drawn water and septic field or tank systems. The Northwestern Health Unit (NWHU) co-ordinates the review and approval of any septic system installed, altered or repaired anywhere in Northwestern Ontario. A review of existing septic systems by the Northwestern Health Unit for any additions larger than 15% of the existing area or the addition of plumbing fixtures is required and approval of same must be obtained in writing. Information packages that include the required application forms are available from any NWHU office location.

### On-Site Septic Disposal System Permits

Northwestern Health Unit (Sioux Narrows): (807) 468-3147

Northwestern Health Unit (Nestor Falls): (807) 274-9827

## 5.6 Communications Infrastructure

There are a number of companies that provide excellent communication services, including landline, cellular, television and high speed internet services. The Township has numerous local cellphone towers by both Bell Canada and TbayTel.

Bell Canada  
Customer Service Centre  
PO Box 920 Station A  
Toronto, ON  
M5W 1G5  
Toll Free: 1-800-667-0123  
Web: [www.bell.ca](http://www.bell.ca)  
Services: Home phone, cellular, television and internet

TbayTel  
1060 Lithium Drive  
Thunder Bay, ON  
P7B 6G3  
Local Phone: (807) 623-4400  
Toll Free: 1-800-264-9501  
Web: [www.tbaytel.net](http://www.tbaytel.net)  
Services: Home phone, cellular, television and internet

Xplornet  
Customer Service Centre  
300 Lockhart Mill Road  
PO Box 9060  
Woodstock, NB  
E7M 6B5  
Toll Free: 1-866-841-6001  
Fax: 1-866-485-4156  
Web: [www.xplornet.com](http://www.xplornet.com)  
Services: Internet

Shaw  
Toll Free: 1-888-472-2222  
Email: [info@shaw.ca](mailto:info@shaw.ca)  
Web: [www.shaw.ca](http://www.shaw.ca)  
Services: Home phone, cellular, television and internet



## 6. Building and Development Related Fees

### 6.1 Construction and Occupancy Permit Fees

**Table 24: Permit Fees – Construction**

Class of Permit, Occupancy and Work Description Construction – New Buildings, Additions, Mezzanines	Fee (\$/ft <sup>2</sup> )	Fee (\$/lin ft)	Flat Fee (\$)
<b>Group A: Assembly Buildings</b>			
Shell Building Only	0.50		
Finished Building With Interior Walls/Rooms	0.55		
Portable Classroom Per Unit			50.00
Outdoor Public Patio			30.00
Outdoor Public Pool			100.00
<b>Group B: Institutional</b>			
Without Detention/Retention Facilities	0.65		
With Detention/Retention Facilities	0.70		
<b>Group C: Residential</b>			
Detached, Semi, Row, Townhouse, Duplex	0.40		
Attached/Detached Garage/Carport (Per Bay)			50.00
Shed, Uncovered Deck, Porch	0.15		
Private Swimming Pools Above Ground			20.00
Private Swimming Pools In Ground			30.00
Apartment Building, Residential Care Facility	0.45		
Hotel, Motel, Residential School	0.55		
<b>Group D: Business and Personal Services</b>			
Office Buildings – Shell Building Only	0.40		
Office Buildings With Interior Walls/Rooms	0.50		
<b>Group E: Mercantile</b>			
Retail Stores – Shell Building Only	0.35		
Retail Stores With Interior Walls/Rooms	0.45		
<b>Group F: Industrial</b>			
Warehouse/Factory Shell Building Only	0.30		
Warehouse/Factory With Interior Walls/Rooms	0.40		
Parking Garage (Under or Above Ground/Open Air)	0.25		
Farm Building/Greenhouse - Low Human Occupancy	0.10		
<b>Other Designated Structures:</b>			
Air Supported Structures	0.10		
Retaining Walls Over 3 Feet High		1.00	
Communications Tower			200.00

Demising Wall or Firewall		0.40	
Signs (Other Than Painted on Building)	0.20		
Storage Tanks Above Ground/Per Tank			75.00
Storage Tanks Below Ground/Per Tank			40.00
<b>Staged Permit: Foundation to Grade Level</b>			
Counts Toward Total Permit Fee	0.10		
<b>Interior Finishes: All Classifications</b>			
Interior Finishes to Previous Unfinished Areas	0.20		
<b>Miscellaneous Categories</b>			
Building Fabricated Elsewhere & Moved Onto Site (Mobile/Prefab Homes)	0.25		
Fireplace/Woodstove Incl. Outdoor (Each)			40.00
Exterior Ramps and Stairways			35.00
Balcony Guard (Replace)			20.00
Foundation Repair or Drain Tile Replacement (SFD)			40.00
Deck and Stairways (Replace Same Size)			20.00
Reclad Exterior (Siding Per Building Storey)			20.00
Shore Land Structure For Private Dock	0.15		
Boathouse (Single Storey Only)	0.25		
Dock, Floating, Pile or Crib By Length		1.00	
Elevator, Lift, Escalator			50.00
Pre-fabricated "Cover-All" Style Structures	0.15		
Temporary Tents and Buildings (Max. 180 days)			20.00
Major Demolition More Than 1500 sq. ft.	0.05		
Change of Use (No Construction)			50.00
Barrier Free Access to SFD or Semi-Detached			35.00
<b>Mechanical Work: Independent of Building Permit</b>			
HVAC Per Residential Suite			20.00
HVAC Per Non-Residential Suite			25.00
Sprinkler System (N.F.P.A. 13)			100.00
Commercial Kitchen, Paint Spray Booth			50.00
<b>Electrical Work: Independent of Building Permit</b>			
Fire Alarm System			75.00
EMLD/Hold Open Device (Each)			5.00
<b>Plumbing Work: Independent of Building Permit</b>			
Plumbing Per Fixture/Drain (Min. \$20.00)			5.00
<b>Alterations and Renovations: All Classifications</b>			
Partitions, Washrooms, Etc. Less than 200 sq. ft.			20.00
Minor Demolitions Less than 1500 sq. ft.			20.00
Alterations to Previous Finished Areas	0.20		

Replacement Roof Framing Structural Work, Built Up Roofing, and Metal Roofing (Not Incl. Residential Asphalt Shingles)

0.10

Source: Township of Sioux Narrows-Nestor Falls

**Table 25: Permit Fees – Occupancy**

<b>Class of Permit, Occupancy and Work Description</b>	<b>Flat Fee (\$)</b>
<b>Occupancy and Special Situations</b>	
<b>Occupancy: All Buildings Prior to Final Completion</b>	
Per Suite or Unit (Excluding Detached Homes)	20.00
<b>Change of Permit Holder:</b>	
Property Changes Hands Prior to Completion of Project	10.00
<b>Deferred Inspection:</b>	
Permit Has Been Dormant 12 Months or More	20.00
<b>Plans Examination Deposit:</b>	
<b>Non-Refundable, Credited to Final Permit Fee</b>	<b>Deposit</b>
Plans Examination under 1,000 sq. ft. gross floor area (GFA)	10.00
Plans Examination over 1,001 sq. ft. to 6,000 sq. ft. GFA	50.00
Plans Examination over 6,001 sq. ft. to 25,000 sq. ft. GFA	100.00
Plans Examination over 25,001 sq. ft. GFA	500.00
<b>Special Charges:</b>	
Application fee where a Registered Code Agency will perform the plans examination & inspection functions for municipality.	10% of the normal fee, or \$100.00, whichever is the larger
Inspection requested outside normal hours	50.00 per hour
Re-inspection if work not ready when called	20.00 per call
Re-inspection to verify Order complied with	20.00 per call
Where inspector is on location as work progresses	50.00 per hour
Re-examination of plans after permit issued	25.00 per hour
Special research of records request	50.00 per hour
<b>Special Inspection Fees Where Work is Started Prior to a Permit Being Issued:</b>	<b>Fee Increase</b>
<b>At Commencement Stage Of:</b>	
Footings, Foundations or Other Work to Grade	25%
Structural Framing or Any Part Above Grade	50%
<b>At Substantial Completion Of:</b>	
Building Completed or Occupied	100%
Demolition or Partial Demolition	100%
<b>Architect or Engineer's Report Required:</b>	
Where an architect or engineer is required to verify work not previously inspected is acceptable for Building Code compliance	Full Cost of Report to be borne by permit holder

Source: Township of Sioux Narrows-Nestor Falls

## **7. Business Support Programs and Services**

### **7.1 Government Services**

#### **Township of Sioux Narrows-Nestor Falls**

5521 Highway 71

P.O. Box 417

Sioux Narrows, ON

P0X 1N0

Telephone: 807-226-5241

Fax: 807-226-5712

Email: [info@snnf.ca](mailto:info@snnf.ca)

Web: [www.livethelakelife.ca](http://www.livethelakelife.ca)

---

#### **Canada Post**

Highway 71

Sioux Narrows, ON

P0X 1N0

Telephone: 807-226-5300

Web: [www.canadapost.ca](http://www.canadapost.ca)

---

#### **Canada Post**

Highway 71

Nestor Falls, ON

P0X 1K0

Telephone: 807-484-2246

Web: [www.canadapost.ca](http://www.canadapost.ca)

---

#### **FedNor**

Thunder Bay Office

244 Lincoln Street

Thunder Bay, ON

P7B 5L2

Fax: 807-346-8474

Toll Free: 1-877-333-6673

Web: [fednor.gc.ca](http://fednor.gc.ca)

---

**Ministry of Natural Resources and Forestry – Ontario**

808 Robertson Street

P.O. Box 5080

Kenora, ON

P9N 3X9

Telephone: 807-468-2501

922 Scott Street

Fort Frances, ON

P9A 1J4

Telephone: 807-274-5337

Web: [www.ontario.ca/ministry-natural-resources-forestry](http://www.ontario.ca/ministry-natural-resources-forestry)

---

**Ministry of Northern Development and Mines**

Kenora and Area

810 Robertson Street, Suite 104

Kenora, ON

P9N 4J2

Telephone: 807-468-2937

Fax: 807-468-2930

Web: [www.mndm.gov.on.ca/en](http://www.mndm.gov.on.ca/en)

---

**Ministry of Transportation – Ontario**

808 Robertson Street

Kenora, ON

P9N 1X9

Telephone: 807-468-2740

Web: [www.mto.gov.on.ca](http://www.mto.gov.on.ca)

---

**Northern Ontario Heritage Fund Corporation**

70 Foster Drive, Suite 200

Sault Ste. Marie, ON

P6A 6V8

Fax: 705-945-6701

Email: [nohfc.ndm@ontario.ca](mailto:nohfc.ndm@ontario.ca)

Web: [www.nohfc.com](http://www.nohfc.com)

---

## **7.2 Business Development Services**

### **Business Development Bank of Canada**

227 2nd Street  
Kenora, ON  
P9N 1G1  
Telephone: 807-467-3535  
Fax: 807-467-3533  
Email: [info-bdc@bdc.ca](mailto:info-bdc@bdc.ca)  
Web: [www.bdc.ca](http://www.bdc.ca)

---

### **Lake of the Woods Business Incentive Corporation**

Second Floor, Bannister Centre  
301 1<sup>st</sup> Ave. South  
Kenora, ON  
P9N 1W2  
Telephone: 807-467-4640  
Toll Free: 1-877-900-2332  
Fax: 807-467-4645  
Web: [www.lowbic.on.ca](http://www.lowbic.on.ca)

---

### **Northwest Business Centre**

227 Second Street South  
Kenora, ON  
P9N 1G1  
Telephone: 807-467-4643  
Toll Free: 1-866-336-7779  
Fax: 807-467-3533  
Email: [allyson@nwbiz.ca](mailto:allyson@nwbiz.ca)  
Web: [www.nwbiz.ca](http://www.nwbiz.ca)

---

### **Paro Centre for Women's Enterprise**

110 – 105 May Street North  
Thunder Bay, ON  
P7C 3N9

---

Phone: 807-625-0328  
Toll Free: 1-800-584-0252  
Fax: 807-625-0317  
Email: [info@paro.ca](mailto:info@paro.ca)  
Web: [www.paro.ca](http://www.paro.ca)

---

**Rainy River Future Development Corporation**

601 Mowat Avenue  
Fort Frances, ON  
P9A 1Z2  
Telephone: 807-274-3276  
Fax: 807-274-6989  
Email: [info@rrfdc.on.ca](mailto:info@rrfdc.on.ca)  
Web: [www.rrfdc.on.ca](http://www.rrfdc.on.ca)

---

**7.3 Chamber of Commerce and Business Associations**

**Canadian Chamber of Commerce**

360 Albert Street, Suite 420  
Ottawa, ON  
K1R 7X7  
Telephone: 613-238-4000  
Fax: 613-238-7643  
Email: [info@chamber.ca](mailto:info@chamber.ca)  
Web: [www.chamber.ca](http://www.chamber.ca)

---

**Canadian Federation of Independent Business**

401-4141 Yonge Street  
Toronto, Ontario  
M2P 2A6  
Telephone: 416-222-8022  
Toll Free: 1-888-234-2232  
Fax: 416-222-6103  
Email: [cfib@cfib.ca](mailto:cfib@cfib.ca)  
Web: [www.cfib-fcei.ca](http://www.cfib-fcei.ca)

---

**Ontario Chamber of Commerce (OCC)**

180 Dundas Street West, Suite 1500

Toronto, ON

M5G 1Z8

Telephone: 416-482-5222

Fax: 416-482-5879

Email: [info@occ.on.ca](mailto:info@occ.on.ca)

Web: [www.occ.on.ca](http://www.occ.on.ca)

---

**Northern Ontario Associated Chambers of Commerce**

200 Syndicate Avenue S, Suite 102

Thunder Bay, ON

P7E 1C9

Telephone: 807-622-5858

Web: [www.noacc.ca](http://www.noacc.ca)

---

**7.4 Post-Secondary Education, Employment and Training Services**

**Post-Secondary Institutions – Universities and Colleges**

**Athabasca University – Online and Distance Learning**

1 University Drive

Athabasca, AB

T9S 3A3

Toll Free: 1-800-788-9041

Fax: 780-675-6437

Web: [www.athabascau.ca](http://www.athabascau.ca)

**Confederation College (Main Campus)**

P.O. Box 398

1450 Nakina Drive

Thunder Bay, ON

P7C 4W1



Telephone: 807-475-6110

Web: [www.confederationc.on.ca](http://www.confederationc.on.ca)

Additional Campuses: Dryden, Fort Frances, Geraldton, Kenora, Marathon, Red Lake, Sioux Lookout, Wawa

### **Lakehead University**

955 Oliver Road

Thunder Bay, ON

P7B 5E1

Telephone: 807-343-8110

Fax: 807-343-8023

Web: [www.lakeheadu.ca](http://www.lakeheadu.ca)

### **Red River College**

2055 Notre Dame Avenue

Winnipeg, MB

R3H 0J9

Telephone: 204-632-3960

Toll Free 1-888-515-7722

Web: [www.rrc.mb.ca](http://www.rrc.mb.ca)

### **University of Manitoba**

Winnipeg, MB

R3T 2N2

Telephone: 204-474-8880

Web: [umanitoba.ca](http://umanitoba.ca)

### **University of Winnipeg**

515 Portage Avenue

Winnipeg, MB

R3B 2E9

Telephone: 207-786-7811

Fax: 204-783-4996

Web: [www.uwinnipeg.ca](http://www.uwinnipeg.ca)

## **Career Colleges**

### **Academy of Learning Career and Business College**

101 Syndicate Ave. North Unit B

Thunder Bay, ON

P7C 3V4

Telephone: 807-624-2380

Fax: 807-623-3381

Email: [jjorgenson@academyoflearning.com](mailto:jjorgenson@academyoflearning.com)

Web: [www.academyoflearning.com](http://www.academyoflearning.com)

### **Northwestern Transport Training and Heavy Equipment Training Ltd.**

195 Gore St. E.

Thunder Bay, ON

P7E 3R2

Telephone: 807-622-1152

Fax: 807-622-1255

## **7.5 Area Financial Institutions**

### **Copperfin Credit Union**

Highway 71 Box 397

Sioux Narrows, ON

P0X 1N0

Telephone: 807-226-5500

Fax: 807-226-5636

Web: [www.copperfin.ca](http://www.copperfin.ca)

### **Copperfin Credit Union**

Highway 71

Box 469

Nestor Falls, ON

P0X 1K0

Telephone: 807-484-2201

Fax: 807-484-2604

Web: [www.copperfin.ca](http://www.copperfin.ca)

## 7.6 Real Estate

### **Northwoods Realty Ltd.**

Box 89  
Sioux Narrows, ON  
POX 1N0  
Telephone: 807-226-1024  
Fax: 1-866-805-1855  
Email: [info@northwoodsrealtyltd.com](mailto:info@northwoodsrealtyltd.com)  
Web: [www.northwoodsrealtyltd.com](http://www.northwoodsrealtyltd.com)

---

### **Borderland Realty**

P.O. Box 95  
Nestor Falls, ON  
POX 1K0  
Telephone: 807-484-2514  
Fax: 807-484-2361  
Email: [border@borderlandrealty.com](mailto:border@borderlandrealty.com)  
Web: [www.borderlandrealty.com](http://www.borderlandrealty.com)

---

## 7.7 Economic Development

The Township of Sioux Narrows-Nestor Falls completed a Community Improvement Plan (CIP) in 2012 and a Highway Corridor/Waterfront Development Plan in 2014. The plans call for public sector infrastructure improvements in the highway commercial/waterfront areas of both Sioux Narrows and Nestor Falls in order to stimulate private sector investment, business development and boost tourism.

Since 2010, the Township has completed a number of projects including the Northern Ontario Sportfishing Centre, resurfacing of the Nestor Falls Airstrip and a full renovation of the Nestor Falls Fire Hall and Municipal Office.

The CIP strongly encourages business owners to make building and property improvements, as well as encourages the Township to make significant public sector infrastructure improvements. Financial incentives are listed in the CIP to encourage businesses to make property and building improvements.

The next development project includes: major improvements to both the Sioux Narrows and Nestor Falls Government Docks and redevelopment of “The Falls” waterfront area in Nestor Falls.

### **7.8 Asset Inventory**

The Township has compiled an inventory of assets available for use by investors and other interested parties. The asset inventory contains information about investment opportunities, commercial business and properties available, and economic development supports.

For further information please contact:

Director of Planning and Development  
Township of Sioux Narrows-Nestor Falls  
P.O. Box 417  
Sioux Narrows, ON  
P0X 1N0  
Telephone: 807-226-5241  
Fax: 807-226-5712  
Website: [www.livethelakelife.ca](http://www.livethelakelife.ca)

## **8. Quality of Life**

### **8.1 Health Care and Community Services**

The Township of Sioux Narrows-Nestor Falls offers health services including medical, nursing and dental through the Nursing Station and the Northwestern Health Unit, both located within the municipality. For full list of services, visit the Northwestern Health Unit website.

#### **Nursing Station:**

Hours Vary – Contact Station to verify hours.

Highway 71 (Same building as Ambulance Base)

P.O. Box 27

Sioux Narrows, ON

P0X 1N0

Telephone: 807-226-1081

Fax: 807-226-1061

#### **Telehealth Ontario**

Free Access to a Registered Nurse – 24 hours a day, 7 days a week

Telephone: 1-866-797-0000

TTY: 1-866-797-0007

Ontario's Ministry of Health and Long-term Care offers Telehealth Ontario, a free and confidential telephone service that is accessible 24 hours a day, 7 days a week. You can call to receive health advice or general information from a Registered Nurse. This means quick and easy access to a qualified health professional that can assess your symptoms and help you decide your next step, whether it is caring for yourself, making an appointment with a doctor, going to a clinic, contacting a community service or visiting the emergency room.

#### **Northwestern Health Unit**

5736 Highway 71

P.O. Box 246

P0X 1N0

Telephone: 807-226-9626

Fax: 807-226-9626

Web: [www.nwhu.on.ca](http://www.nwhu.on.ca)

### **Healthy Living Coalition**

Telephone: 807-226-9626

In partnership with the Northwestern Health Unit and local volunteers, the Township of Sioux Narrows-Nestor Falls has formed a Healthy Living Coalition. Their mission is to build a supportive environment for healthy living and to create, provide and communicate opportunities for our residents to engage in a safe, healthy and active lifestyle.

The Healthy Living Coalition organizes events and activities that include the development of informational and promotional material regarding health and wellness opportunities in our community; Health Fairs, Family Fun Days and other Health and Physical Activity Based Activities; partnerships with other organizations to promote health and wellness; and organize the annual Triple P Fun Race event, a tri-sport race for all ages held at Caliper Lake Provincial Park in Nestor Falls, complete with barbeque and prizes.

There are a number of food and clothing banks in the Kenora and Rainy River Districts that serve our community. For those in need or those who wish to donate, local options are indicated in Table 26. The following organizations give food and clothing to those in need, as well as accept food, clothing and monetary donations.

**Table 26: Community Food and Clothing Programs**

<b>Program</b>	<b>Contact Information</b>	<b>Hours of Operation/General Information</b>
St. George's Food Cupboard	Emo, ON 807-482-2700	1 pm to 3pm. First and third Wednesday of every month. Serve families from Nestor Falls, Stratton, Emo and Devlin. Anyone interested should contact St. George's by phone for details on how to access food or make a donation.
Fort Frances Salvation Army	Fort Frances, ON 807-274-3871	Tuesdays and Thursdays every week from 10 am to 12pm and 1pm to 3pm. Serve families in the Rainy River District, including Nestor Falls. Anyone interested should contact the Salvation Army by phone or drop in to their location for details on how to access food, clothing, Christmas Hampers, or to make a donation.

United Native Friendship Centre	Fort Frances, ON 807-274-8541	They serve families in our region; Anyone interested should contact the United Native Friendship Centre by phone or drop in to their location for details about how to access emergency food.
Kenora Salvation Army	Kenora, ON 807-468-8542	They serve families in the Kenora District, including Sioux Narrows. Anyone interested should contact the Salvation Army by phone or drop in to their location for details about how to access food, clothing or to make a donation. The Kenora Salvation Army does not provide Christmas Hampers to families outside of Kenora. They do, however, provide food in December to anyone in the District.

## Seniors

The Township of Sioux Narrows-Nestor Falls proudly offers the Sunrise Echoes Seniors Club. The mission of the Sunrise Echoes Seniors Club is to provide a facility for the senior members of the community where they will have the opportunity to take part in the planning, implementation and management of club programs, participate in social, recreational and educational activities, and have access to information and support services related to seniors' issues.

The club places high emphasis on welcoming all seniors, regardless of race, religion, ethnic origin or ability in a non-judgmental way.

The club operates in the Joe Douglas Centre, Highway 71 East, and with the aid of provincial and municipal funding, we have been afforded the opportunity to purchase computer equipment, craft materials and equipment, and provide a variety of programs and social events for seniors.

Membership is open to all persons 50 years of age and over. Annual membership dues are \$12.00.

Visit [www.livethelakelife.ca](http://www.livethelakelife.ca) for information on regular events such as exercise groups, arts and crafts, bridge/cribbage, music jam session, pot luck lunches and more.

## 9.2 Education

There are two elementary schools within the municipality. Sioux Narrows Public School is part of the Keewatin Patricia District School Board and Nestor Falls Public School is part of the Rainy River District School Board. Students commute to Kenora or Fort Frances for secondary school.

### Elementary Schools

#### **Sioux Narrows Public School** (Grades JK-6)

Box 520

Sioux Narrows, ON

P0X 1N0

Telephone: 807-226-5254

Fax: 807-226-1020

Web: [siouxnarrows.kpdsb.on.ca](http://siouxnarrows.kpdsb.on.ca)

#### **Nestor Falls Public School** (Grades JK-8)

Box 219

Nestor Falls, ON

P0X 1K0

Telephone: 807-484-2101

Fax: 807-484-2222

Web: [nfs.rrdsb.com](http://nfs.rrdsb.com)

---

### Secondary Schools

#### **Beaver Brae Secondary School** (Grades 7-12)

1400 9<sup>th</sup> St. N.

Kenora, ON

P9N 2T7

Telephone: 807-468-6401

Fax: 807-468-3628

Web: [beaverbrae.kpdsb.ca](http://beaverbrae.kpdsb.ca)

#### **St. Thomas Aquinas High School** (Grades 7-12)

1 Poirier Drive

Kenora, ON

P9N 4G8



Telephone: 807-548-8282  
 Fax: 807-548-1946  
 Web: [www.stahs.com](http://www.stahs.com)

## **Fort Frances High School** (Grades 9-12)

440 McIrvine Road  
 Fort Frances, ON  
 P9A 3T8  
 Telephone: 807-274-7747  
 Fax: 807-274-5171  
 Web: [muskie.rrdsb.com](http://muskie.rrdsb.com)

## **Sturgeon Creek Alternative Program** (Grades JK-12)

11 School Street  
 Emo, ON  
 P0W 1E0  
 Telephone: 807-482-3838  
 Fax: 807-482-1056  
 Web: [sca.rrdsb.com](http://sca.rrdsb.com)

---

## **8.3 Protective Services**

The mission of the Sioux Narrows – Nestor Falls Fire Rescue Services is to protect the lives and property of the community we serve, by providing prompt and professional services in the event of fire, emergencies and disasters or any other event which may threaten the public welfare.

The residents of Sioux Narrows – Nestor Falls have ready access to a wide range of high quality emergency and protection services, including Fire, Police, Ambulance, Search and Rescue and other allied emergency services such as Community Emergency Management and Mutual Fire Aid. There is an Ontario Provincial Police detachment located in Sioux Narrows, and two Ambulance/Fire stations, one in Sioux Narrows and one in Nestor Falls.

Ambulance, Fire and Police Emergencies – Call 911

### **Fire Rescue Services**

Fire Station 1  
 5521 Highway 71

Sioux Narrows, ON  
Telephone: 807-226-1021

Fire Station 2  
Airport Road (Right off Highway 71)  
Nestor Falls, ON  
Telephone: 807-484-2777

Service includes three pumpers, one rapid attack unit, two utility units and one marine unit.

### **OPP Station**

Highway 71  
Sioux Narrows, ON  
Telephone: 807-226-5211  
Fax: 807-548-8381  
Mailing Address:  
P.O. Box 1010  
350 Hwy 17A  
Kenora, ON  
P9N 3X7

### **Ambulance**

Sioux Narrows, ON  
10 Fickas Road  
Telephone: 807-226-5218  
Fax: 807-226-5726

Nestor Falls, ON  
7 Airport Road  
Telephone: 807-484-2300  
Fax: 807-484-2230

### **Forest Fire (Ministry of Natural Resources)**

Telephone: 310-FIRE (3473)

## 8.4 Recreation and Tourism

There are a number of facilities and activity centres available within the Township of Sioux Narrows-Nestor Falls for your enjoyment, health and wellness. These include two affordable and well-equipped fitness facilities that are very popular amongst seasonal and fulltime residents, two provincial parks, two public libraries and much more.

**Table 27: Tourism and Recreation Facilities**

Facility Type	Number of Facilities
Resorts/Hotels/Motels	51+
Tourist Information Centres	2
Community Centres	2
Fitness Centres/Gyms	2
Daycare and Preschool Facilities	1
Libraries	2
Seniors Facilities	1
Curling Rinks	1
Ice Skating Rinks	2
Softball Diamonds	2
Soccer Fields	2
Tennis Courts	1
Golf Courses	1
Provincial Parks	2
Government Docks (Public Boat Launch)	2
Places of Worship	Catholic, Protestant, Mennonite

### Nestor Falls Tourist Information

Highway 71

Nestor Falls, ON

Telephone: 807-484-2354

### **Northern Ontario Sportfishing Centre (NOSFC)**

#### **Sioux Narrows Tourist Information**

Highway 71

Sioux Narrows, ON

Telephone: 807-226-5293

Web: [www.sportfishingcentre.com](http://www.sportfishingcentre.com)

### **Fitness Centres**

In order to improve the quality of life in Sioux Narrows and Nestor Falls, we have two municipal fitness centres. Both of our centres are outfitted with high quality cardio and weight training equipment, thanks to the Ontario Trillium Foundation.

Fitness Centre Locations:

Sioux Narrows Township Office on Highway 71

Mortimer Road in Nestor Falls

Phone 807-226-5241 for more information.

### **Parks**

The Township of Sioux Narrows-Nestor Falls is blessed with two stunning provincial parks, both of which are part of the Ontario Parks system, as well as numerous municipal and private parks and campgrounds. The provincial parks feature: spacious tent and RV sites, private group sites, day-use arrangements, seasonal electrical sites, beaches, canoe and kayak rentals, amenities for sale, comfort stations, boat launches and hiking trails.

Sioux Narrows Provincial Park

Highway 71 – located on Regina Bay, Lake of the Woods

Sioux Narrows, ON

Telephone (October through April): 807-226-5241

Telephone (May through September): 807-226-5223

Web: [www.ontarioparks.com/park/siouxnarrows](http://www.ontarioparks.com/park/siouxnarrows)

### Caliper Lake Provincial Park

Highway 71 – located on Caliper Lake

Nestor Falls, ON

Telephone (October through April): 807-226-5241

Telephone (May through September): 807-484-2181

Web: [www.ontarioparks.com/park/caliperlake](http://www.ontarioparks.com/park/caliperlake)

### Bass Lake Park

Located on Bass Lake.

Public access wilderness and recreation park. Baseball field, beach volleyball sand court, playground equipment, picnic shelter, barbeque pit, bathrooms. Adjacent to Red Pine Hiking Trail system.

### Public Boat Launches

Sioux Narrows Government Dock – access to Lake of the Woods via Regina Bay

Nestor Falls Government Dock – access to Lake of the Woods via Sabaskong Bay

Sioux Narrows Provincial Park Boat Launch – access to Lake of the Woods

Caliper Lake Provincial Park Boat Launch – access to Caliper Lake

### Libraries

Sioux Narrows Branch – located at the Sioux Narrows Public School

Nestor Falls Branch – located at the Nestor Falls Municipal Office

### White Moose Golf Course

Located right on the shores of Lake of the Woods, the White Moose Golf Course is a unique 9-hole, par-35 golf course. This lakefront golf course, about 7 kilometers north of Sioux Narrows, is incredibly well-maintained thanks to the management and staff that wish to ensure your experience is most enjoyable. Take in a round of golf and appreciate the beauty of Lake of the Woods and the local wildlife. Pro Shop, Clubhouse, on-site rentals and retail items available.

Open May to September, 7 days a week. Call 807-226-5319 for more information.

## Trails

The Township of Sioux Narrows-Nestor Falls has numerous trails within the municipality for walking, hiking, biking, cross-country skiing and snowshoeing. These trails include the Aspen Trail in Sioux Narrows and the Red Pine and Boreal Trails in Nestor Falls.

Visit [www.livethelakelife.ca](http://www.livethelakelife.ca) to view the Sioux Narrows-Nestor Falls Trail Maps. Or visit one of our local Travel Information Centres for more information on our trails and other outdoor pursuits.

## Historical Sites and Natural Attractions

The Sioux Narrows Bridge and the “Narrows”

“The Falls” in Nestor Falls

Native Pictographs on Lake of the Woods

Muskie Bay Lookout over Crow Lake

The Drive along Highway 71

Visit [www.livethelakelife.ca](http://www.livethelakelife.ca) for more information.

## 8.5 Events

Our volunteer Recreation Committees host many exciting and innovative events each year. These include art and music festivals, winter carnivals, fishing tournament and derbies and community holiday celebrations.

**Table 28: Annual Events**

Event	Date	Location and Description
Nestor Falls Annual Curling Bonspiel	Last weekend in January	Nestor Falls Curling Rink and Community Hall. Curling event, dinner and dance.
Sioux Narrows Winter Carnival	Second weekend in February	Sioux Narrows Community Hall
Nestor Falls Winter Carnival	First weekend in March	Nestor Falls Community Hall and Curling Club, more locations TBA. Fish derby, kids games, dinner, dance and more.
Annual Sioux Narrows Spring BBQ	Second weekend	Sioux Narrows Community Hall

	in May	
Men's Club Annual Fish Fry	End of June	Sioux Narrows Community Hall
Summer Seminar Series	Various dates throughout July and August	Northern Ontario Sportfishing Centre, Sioux Narrows. Seminars and workshops by local and visiting experts. Topics vary. For more information visit <a href="http://www.sportfishingcentre.com">www.sportfishingcentre.com</a> .
Canada Day Celebrations	July 1	Downtown Sioux Narrows and Nestor Falls. Fireworks and more.
Nestor Falls BASS BASH Tournament	Beginning of July	Nestor Falls
Christmas in July	Second weekend in July	Downtown Sioux Narrows. Come out and see Santa! Sale items and flea market.
Nestor Falls Annual Slo-pitch Tournament	First weekend in August	Bass Lake Park, Nestor Falls.
Annual Sioux Narrows Arts Festival	First weekend in August	Sioux Narrows Curling Rink, Red Indian Road. Artisans from all over display and sell their artwork (fine art, pottery, woodworking, etc). Art workshops and demonstrations, children activities, raffles, entertainment.
Moose n' Fiddle Music Festival	End of August	Caliper Lake Provincial Park. This festival celebrates a variety of music, including music workshops and live entertainment. Local food and beer and an artisan's tent are on-site.
Annual Bassin' for Bucks Tournament	Second weekend in September	Lake of the Woods, Sioux Narrows. Annual three day bass fishing tournament. Daily prizes awarded.
Triple P Tri Sport Race	Second weekend in September	Caliper Lake Provincial Park, Nestor Falls Canoe, Run, Bike.
Annual Crow Lake Classic Bass Tournament	Third weekend in September	Crow Lake, Nestor Falls "The BIGGEST little bass tournament" around.
Annual Musky Cup	September	Sabaskong Bay, Lake of the Woods, Nestor Falls.
New Year's Ever Dinner and Dance	December 31	Nestor Falls Community Hall

## **9. Local Accommodations**

The Township of Sioux Narrows-Nestor Falls offers a wide array of accommodations, including hotels, motels, resorts, cabin, lodges, campgrounds and trailer parks. For complete listing of local accommodations, visit the Places to Stay webpage on our website at [www.livethelakelife.ca](http://www.livethelakelife.ca).